

Nexel at [www.mh-partners.com](http://www.mh-partners.com) sold by Indoff Natiowide sales@mh-partners.com

## PICK RACKS AND TRUCKS



**H**igh visibility and quick retrieval make parts picking and inventory control easy. Three bins have a 100 lb. capacity each and can be angled up, down, flat or any combination depending on requirements. 600 lb. capacity wire shelf Stationary unit has a total capacity of 2400 lbs. Mobile unit has an 800 lb. capacity, four 5" poly wheel swivel stem casters (2 locking) with donut bumpers. **For additional Bins and Bin Dividers see page 16.** Each additional Bin requires one set of 4 wire bin Collar Hooks. Chrome finish.

Unit Size W" x D" x H"	Bin Size W" x D" x H"	WIRE BIN PICK RACK Model No.	WIRE BIN PICK TRUCK Model No.
36 x 18 x 63	36 x 14 x 9	WBR1836C	WBT1836C
36 x 24 x 63	36 x 20 x 9	WBR2436C	WBT2436C
48 x 18 x 63	48 x 14 x 9	WBR1848C	WBT1848C
48 x 24 x 63	48 x 20 x 9	WBR2448C	WBT2448C




WIRE COLLAR HOOK SET / 4 per set  
Model SSB1C




**PUSH HANDLE.** Chrome finished.  
Adjusts easily on 1" increments.

Size	Model No.
18"	AE18C
24"	AE24C



**DOCUMENT HOLDER.**

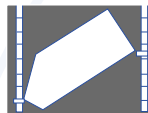
Size	Model No.
12 <sup>3</sup> / <sub>8</sub> " x 2" x 8 <sup>5</sup> / <sub>8</sub> "H	AH



**UTILITY BASKET**

### 3 WAYS TO ASSEMBLE BINS ADJUST IN 1" INCREMENTS FOR HEIGHT AND ANGLE.


Angled down:  
Flows parts to front. Provides maximum accessibility.



Flat: Provides maximum space efficiency.



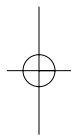
Angled up:  
Provides maximum bin capacity.



STATIONARY UNIT shown with optional bin dividers



MOBILE UNIT shown with optional bin dividers



INDU